

JUPITER GSP7F66M [485-505]

Single Glass 10BB Half-cut Mono Perc

IEC 61215 / IEC 61730 / UL 61730

ISO9001: 2015: Quality Management System

ISO14001:2015: Environment Management System

ISO45001:2018: Occupational Health And Safety Management System



KEY FEATURES



10BB Half-cut Cell Technology

New circuit design, lower internal current, lower Rs loss dopped wafer



Significantly Lower The Risk Of Hot Spot

Special circuit design with much lower hot spot temperature



PID Resistance

Excellent Anti-PID performance guarantee via optimized mass-production process and materials control



Enhanced Mechanical Load

Certified to withstand: wind load (2400 Pascal) and snowload(5400 Pascal)



IP68 Junction Box

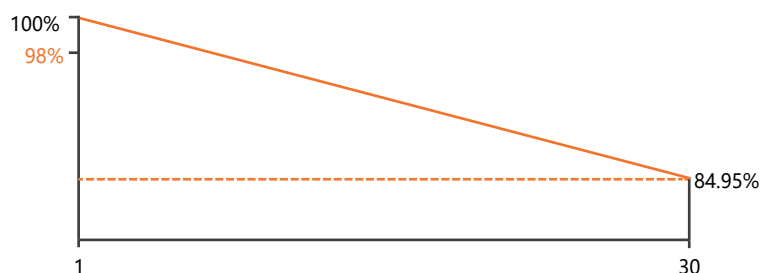
High waterproofing level

Guaranteed Power Performance

25 Years Product Warranty

30 Years Linear Power Warranty

0.45% Annual Degradation Over 30 Years



As different markets have different certification requirements, please consult our G-Star sales group to obtain the corresponding certification for the local market. If any special requirements are needed for the specific installing environment, please feel free to contact G-star technical support department anytime.

GSP7F66M

485-505W

Single Glass 10BB Half-cut Mono Perc

Weight


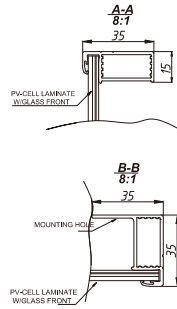
26.6kg

Dimensions

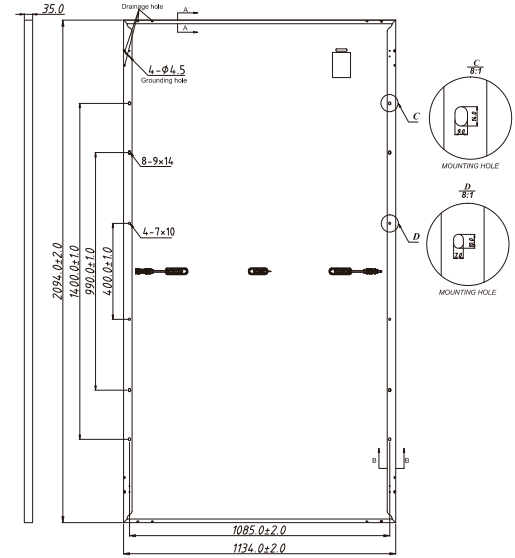
2094*1134*35mm

Packaging

31pcs/pallet, 682pcs/ 40'HQ Container
682pcs/ 40'HQ Container(USA)



Front



Side

Back

OPERATING CONDITIONS

Operating Temperature	-40°C~+85°C
Maximum System Voltage	1500V/DC(IEC)
Maximum Series Fuse Rating	25A
Power Tolerance	0~+3%
Safety Protection Class	Class II
Temperature Coefficients Of Pmax	-0.35%/°C
Temperature Coefficients Of Voc	-0.26%/°C
Temperature Coefficients Of Isc	+0.048%/°C
Nominal Module Operating Temperature (NMOT)	43±2°C

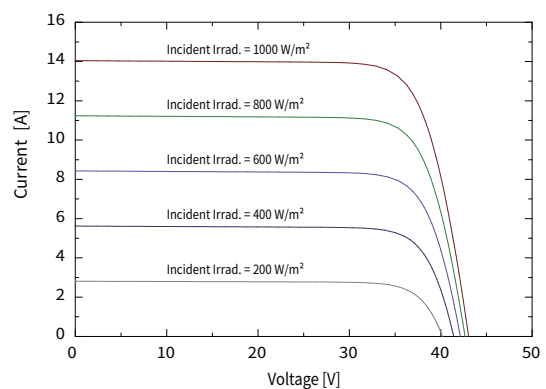
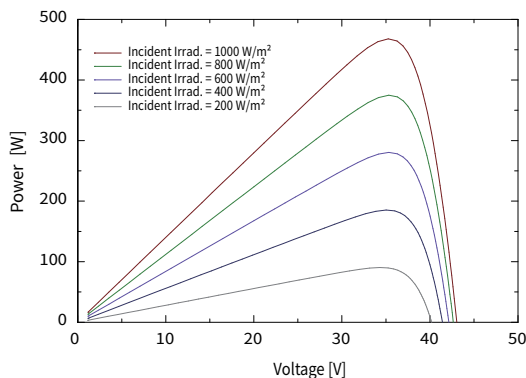
MECHANICAL CHARACTERISTICS

Cell Type	Monocrystalline 182*91 mm
No. Of Cells	132 pcs in series (6x22)
Front Glass	3.2mm Coated Tempered Glass
Backsheet	Color:White
Frame	Anodized Aluminium Alloy
Junction Box	IP68,3 Bypass Diodes
Output Cables	300mm in length or Customized Length
Connectors	MC4/MC4-EVO2
Mechanical Load	5400Pa(Front)/2400Pa(Back)

ELECTRICAL PARAMETERS AT STC & NMOT

Testing Condition	GSP7F66M-485W		GSP7F66M-490W		GSP7F66M-495W		GSP7F66M-500W		GSP7F66M-505W	
	STC	NMOT	STC	NMOT	STC	NMOT	STC	NMOT	STC	NMOT
Maximum Power(Pmax)	485Wp	362Wp	490Wp	365Wp	495Wp	369Wp	500Wp	372Wp	505Wp	376Wp
Maximum Power Voltage (Vmpp)	37.87V	35.30V	38.02V	35.50V	38.17V	35.60V	38.32V	35.70V	38.47V	35.90V
Maximum Power Current (Impp)	12.81A	10.23A	12.89A	10.29A	12.97A	10.36A	13.05A	10.42A	13.13A	10.49A
Open-Circuit Voltage (Voc)	45.16V	42.50V	45.31V	42.60V	45.46V	42.80V	45.61V	42.90V	45.76V	43.10V
Short-Circuit Current (Isc)	13.70A	11.04A	13.78A	11.11A	13.86A	11.17A	13.94A	11.24A	14.02A	11.30A
Module Efficiency STC (%)	20.42%		20.64%		20.85%		21.06%		21.27%	

IV-CURVE



E-mail: info@gstar-solar.com
Website: www.gstarsolar.com



*STC: Irradiance 1000W/m²
NMOT: Irradiance 800W/m²



Cell Temperature 25°C
Ambient Temperature 20°C



AM=1.5
AM=1.5



Wind Speed 1m/s
Wind Speed 1m/s

Due to ongoing innovation, R&D enhancement, the specification and key features described in this datasheet may deviate slightly and are not guaranteed. G-Star reserves the right to make any adjustment to the information described herein at any time without notice. Please always obtain the most recent version of the datasheet which shall be duly incorporated into the binding contract made by the parties governing all transactions related to the purchase and sale of the products described herein.